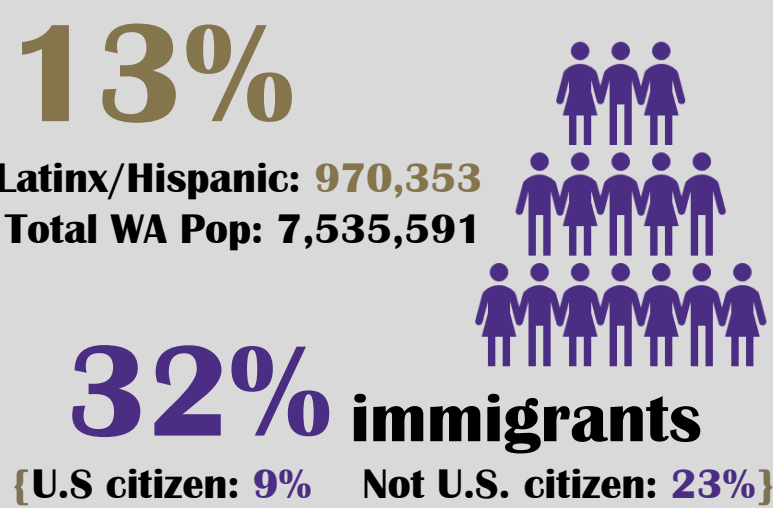


LATINX/HISPANIC STATS IN WASHINGTON STATE

The Latino Center for Health at the University of Washington presents this inaugural infographic as part of its planned series of infographics to highlight salient information regarding the Latinx population in Washington state. A particular focus is on health considerations, outcomes, and related demographic realities. All figures presented precede the first confirmed case of COVID-19 in WA. Forthcoming infographics will focus on health-related behaviors, issues, and conditions, as well as the disproportionate impact of COVID-19 upon Latinx individuals in our state.

POPULATION¹



TOP 5 COUNTIES³

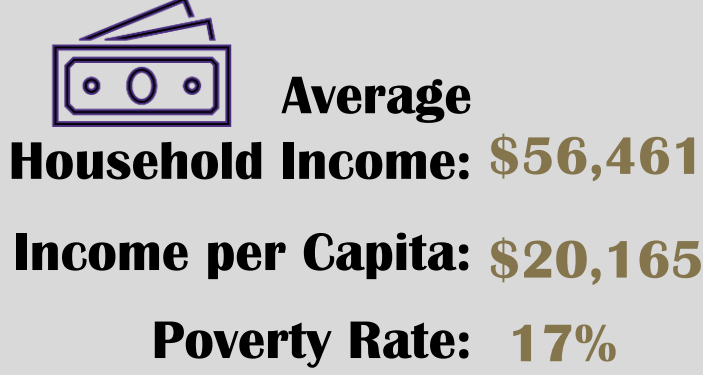


- 1) Adams **69%**
 - 2) Franklin **56%**
 - 3) Yakima **51%**
 - 4) Grant **43%**
 - 5) Douglas **33%**
- vs. 16) King County: **10%**

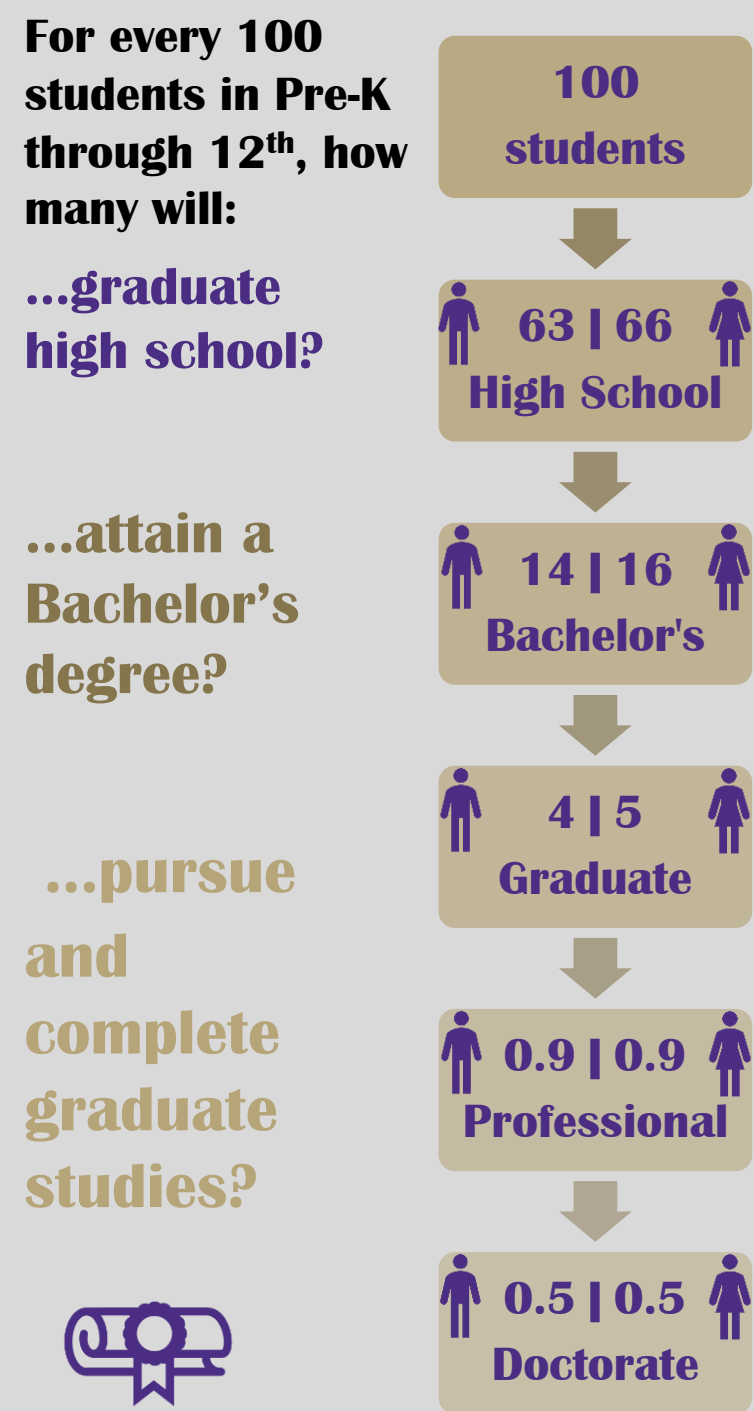
TOP 5 LEGISLATIVE DISTRICTS³

- 1) LD 15 {Yakima} **60%**
- 2) LD 16 {Benton/Columbia/
Franklin/Walla Walla} **39%**
- 3) LD 14 {Clark/Klickitat/
Skamania/Yakima} **32%**
- 4) LD 13 {Grant/Kittitas/
Lincoln/Yakima} **31%**
- 5) LD 12 {Chelan/Douglas/
Grant/Okanogan} **30%**

INCOME & POVERTY^{1,5}




EDUCATION⁸



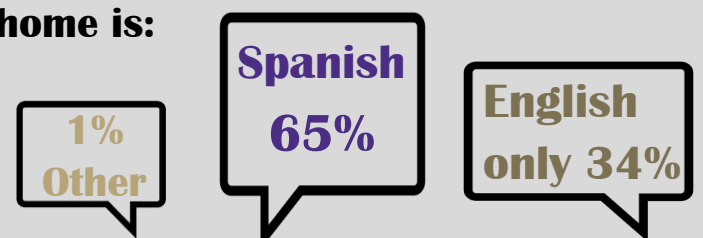
AGE²

Latinx/Hispanic individuals are **YOUNGER** at a median age of **26 years** vs. White Non-Hispanics: **43 years**



LANGUAGE²

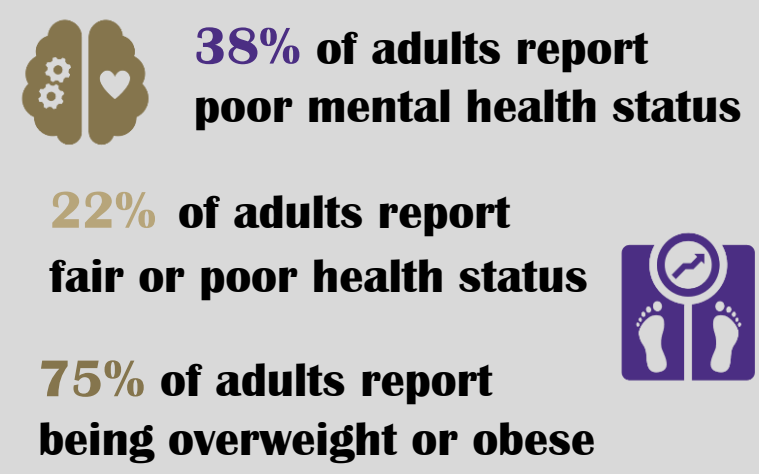
Of those >5 years, the language spoken at home is:



LEADING CAUSES OF DEATH⁴

- | 1 to 18 years old: | 19 + years old: |
|-------------------------|-------------------------|
| 1) Unintentional Injury | 1) Cancer |
| 2) Suicide | 2) Heart Disease |
| 3) Homicide | 3) Unintentional Injury |
| 4) Cancer | 4) Stroke |
| 5) Congenital Anomalies | 5) Diabetes |
-

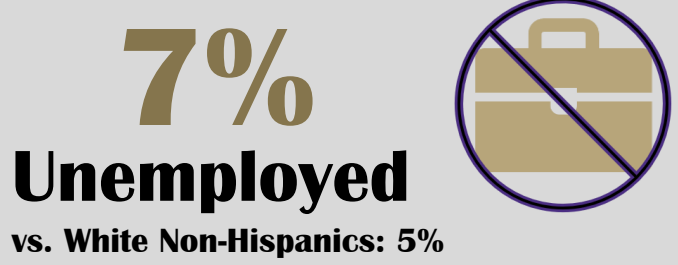
HEALTH^{6,7}



INSURANCE COVERAGE²



UNEMPLOYMENT²



MAJOR INDUSTRIES⁹

- For person's main job:
- 1) Agriculture, Forestry, Fishing & Hunting
 - 2) Accommodation & Food Services
 - 3) Construction
 - 4) Management, Administrative & Waste Management Services
 - 5) Wholesale & Retail Trade
-

References:

1. U.S. Census, 2018 American Community Survey (ACS), 1-year estimates
2. U.S. Census, 2014-2018 American Community Survey (ACS), 5-year estimates
3. Washington State Office of Financial Management, Forecasting Division (2019). Small Area Demographic Estimates: County 2010-2019.
4. Centers for Disease Control and Prevention, National Center for Injury Prevention and Control. Web-based Injury Statistics Query and Reporting System (WISQARS) [online]. National Vital Statistics System, National Center for Health Statistics (NCHS), 2016-2018.
5. Kaiser Family Foundation estimates based on the Census Bureau's American Community Survey, 2008-2018.
6. Kaiser Family Foundation analysis of the Centers for Disease Control and Prevention (CDC)'s Behavioral Risk Factor Surveillance System (BRFSS) 2013-2017 Survey Results.
7. Kaiser Family Foundation analysis of the Centers for Disease Control and Prevention (CDC)'s Behavioral Risk Factor Surveillance System (BRFSS) 2013-2018 Survey Results.
8. Vélez, Verónica. (2020, April 24). *The Latinx Education Pipeline: Critical Transitions in Latinx Educational Attainment in Washington State* [Meeting presentation]. Latinx Education Pipeline of Washington, Seattle, WA.
9. Dataset: Current Population Survey (CPS) Basic Monthly (201912)

Produced by: Maria Andrea Oliva

RESEARCH • PRACTICE • POLICY

LATINO CENTER FOR HEALTH

ENGAGING LATINO COMMUNITIES

latinocenterforhealth.org

[LatinxHealth](https://twitter.com/LatinxHealth)

[Latinocenterforhealth](https://www.facebook.com/Latinocenterforhealth)

